

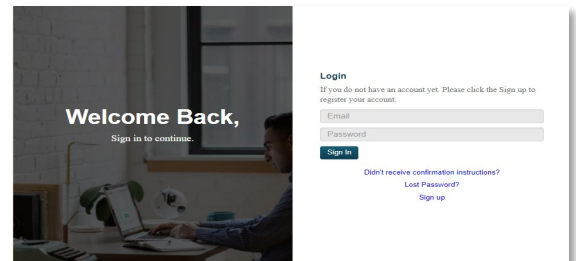


GUIDE TO GETTING STARTED



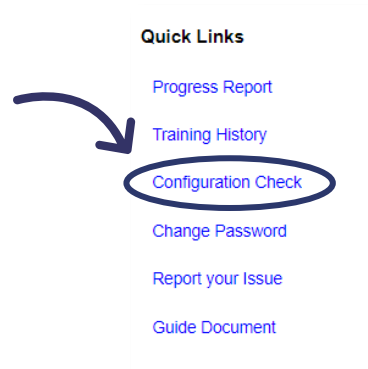
1 REGISTRATION

On the starting day of the course, your Dynamizer will send an email with your username, password, the URL of the course and the start and end dates of your eLearning license.



2 CONFIGURATION CHECK

After logging in to the course website, select "Configuration Check" in the "Quick Links" menu on the left of the screen. Please confirm that your computer meets the system requirements.



3 PLACEMENT TEST

You will need to complete the myEnglish Placement Test to establish your starting level. The test is made up of 60 questions, and must be completed in a single, one-hour session.



Tip

Unblock pop-up windows on your browser, and be sure your headphones or speakers are connected.

4 START LEARNING

Your myEnglish level contains 12 units and 4 Progress Tests. You will need to complete all 12 units and receive a score of at least 50% on all Progress Tests in order to pass the level.

Continued



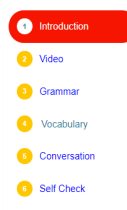
GUIDE TO GETTING STARTED



5 STRUCTURE OF THE COURSE LEVELS

Levels 1-10 of myEnglish follow a common four-part structure. The first two units are centered around a video story. The third unit practices reading, listening and writing with a variety of exercises, and the fourth unit is a progress test.

The video units are divided into five sections. Complete each section in the order in which it appears, starting with the Introduction and ending with the Self Check exercises.



6 EXTRA CONTENT

Additional study materials are included in the "Extras" section, which can be accessed via the navigation tab in the top right of the Learner Dashboard.

My Dashboard My Account Messages Report My Talk **Extras**



This section includes: Articles, eBooks, Campus, Phrasal Verbs, Business Videos, and Work Emails.

7 CHECK YOUR PROGRESS

- Quick Links**
- Progress Report**
- Training History
- Configuration Check
- Change Password
- Report your Issue
- Guide Document

To check your progress, first click "Progress Report".

Then click on the "+" button to see a summary of what you have done in each section of the unit.

Units	Progress	Time	Score		
+ Dinner for One	<div style="width: 100%;"></div>	00:59:02	83.33		
Section	Sessions	Time	First And Last Connection	Completed	
Video	1	24	00:05:14	08 Oct 2019 - 02 Sep 2020	YES
	2	9	00:01:47	08 Oct 2019 - 19 Oct 2020	YES
	3	9	00:01:24	08 Oct 2019 - 02 Sep 2020	YES
	4	4	00:01:02	08 Oct 2019 - 02 Sep 2020	YES
Grammar	1	14	00:01:00	08 Oct 2019 - 02 Sep 2020	YES
	2	11	00:10:29	08 Oct 2019 - 19 Oct 2020	YES
	3	7	00:02:31	08 Oct 2019 - 19 Oct 2020	YES