



## GET STARTED!

Easy as  
1-2-3



### 1 WELCOME & LOG IN

On the starting day of the course, your Dynamizer will send an email with your username, password, the URL of the course and the start and end dates of your eLearning license.

Log in to your learning dashboard using the access credentials provided.



### 2 PLACEMENT TEST

You will need to complete the English Placement Test to establish your starting level. The test is made up of 60 questions, and must be completed in a single, 1-hour session.

 theirs, ☐ yours, ☐ mine, ☐ hers, and ☐ don't know. At the bottom, there is an 'Ardor English' logo and a 'Next' button."/>


Tip

Make sure your browser is not set to automatically translate webpages, and be sure your headphones or speakers are connected.

### 3 START LEARNING!

Each Level of My Ardor English consists of 12 units and 4 Progress Tests.

To successfully complete a level, you must finish all 12 units and achieve a minimum score of 50% on each of the Progress Tests.



The units for each level are restricted. You must complete all the exercises in the unit before moving on to the next one.

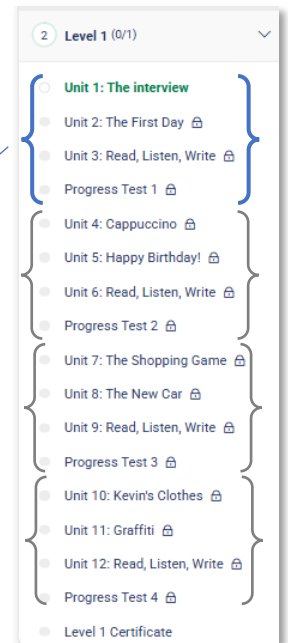
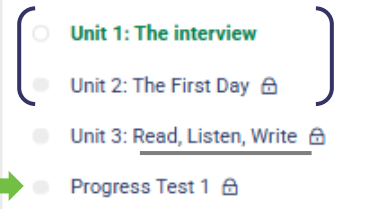
## STRUCTURE OF THE COURSE LEVELS

Levels 1-10 follow a common four-part structure.

The first 2 units are centered around a video story.

The third unit practices reading, listening and writing with a variety of exercises.

The fourth activity is a progress test.



Complete each section in the order in which it appears, starting with the Introduction and ending with the Self Check exercises.

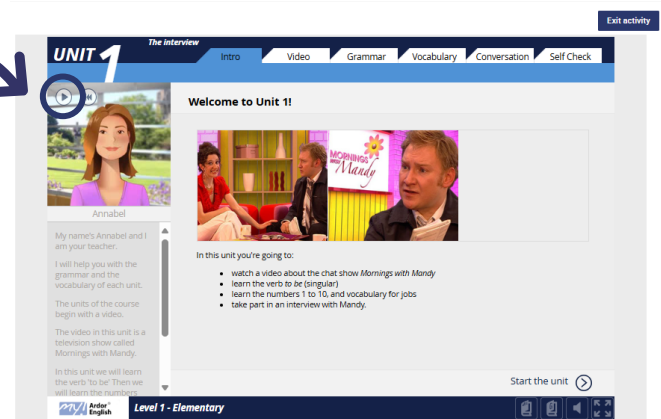


The video units are divided into five sections, with subsections underneath each tab.

## MEET ANNABEL—YOUR VIRTUAL TEACHER

Each unit begins with an introduction from Annabel - a virtual learning avatar who introduces each unit and provides instruction and guidance throughout the program, creating a teacher-led experience within the self-paced online platform.

Be sure to play the video in the sidebar on each screen before continuing to the exercises.



## CHECK YOUR PROGRESS

Progress Reports are available once you have begun working in a level.

The report will indicate your cumulative score and your study time in each unit.

## Guide to Learning English

ARDOR  
LEARNING

**My Ardor English**

🏠 > My Ardor English

Placement Test

Level 1

View My Progress

Progress Report

Virtual Classes

To check your progress, from the Dashboard click "Progress Report".

Level	Unit	Score	Time
Level 2	Unit 1: Travelling in Town	9.00000	00h 03m 26s
Level 2	Unit 2: It's Not Fair!	9.00000	00h 05m 49s
Level 2	Unit 3: Read, Listen, Write	10.00000	00h 01m 51s
Level 2	Progress Test 1	9.10000	00h 10m 10s
Level 2	Unit 4: The London Eye	9.00000	00h 04m 33s
Level 2	Unit 5: Celebrity Couples	10.00000	00h 04m 13s
Level 2	Unit 6: Read, Listen, Write	10.00000	00h 01m 35s
Level 2	Progress Test 2	8.70000	00h 14m 04s

Showing 1 to 10 of 14 entries

Total record count = 14

First Previous 1 2 Next Last

## GET YOUR CERTIFICATE

Once you have completed the 12 units within your Level, a personalized completion certificate will be available.

You can download your certificate as a pdf file directly from the eLearning platform.

**My Ardor English**

Unit 7: Kevin Gets Fit! ✓ Done

Unit 8: Satnav ✓ Done

Unit 9: Read, Listen, Write ✓ Done

Progress Test 3 ✓ Done

Unit 10: The Wrong Man ✓ Done

Unit 11: Monday Morning! ✓ Done

Unit 12: Read, Listen, Write ✓ Done

Progress Test 4 ✓ Done

Level 2 Certificate

Here you can download certificate for your My Ardor English level.



Your certificate will include your name, the level completed, and the estimated time spent learning. It will also indicate the equivalent CEFR level of language competency.