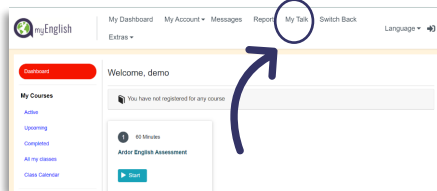




QUICK START GUIDE

CONNECTING TO myTALK

1 In the top menu of your Dashboard, click on the myTalk button to access the service.



2 On the next screen you will see the class schedule, where you will find the following information:

My Talk Classes	Start Time C	End Time D	E
1 myTalk -- Beginner -- Topic: Vaccination	2020-12-22 12:00 PM	2020-12-22 12:30 PM	Connect class
2 myTalk -- Intermediate -- Topic: Vaccination	2020-12-22 12:30 PM	2020-12-22 01:00 PM	Connect class
3 myTalk -- Beginner -- Topic: Vaccination	2020-12-22 12:00 PM	2020-12-22 12:30 PM	Connect class
4 myTalk -- Intermediate -- Topic: Vaccination	2020-12-22 12:30 PM	2020-12-22 01:00 PM	Connect class
5 myTalk -- Beginner -- Topic: Vaccination	2020-12-22 12:00 PM	2020-12-22 12:30 PM	Connect class
6 myTalk -- Intermediate -- Topic: Vaccination	2020-12-22 12:30 PM	2020-12-22 01:00 PM	Connect class

A Class level

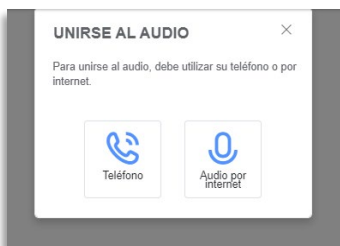
B Class topic

C Start Time of the class


D End Time of the class

E Connect class button

3 When you enter the class, click on "Internet Audio".



4 Make sure you enable your microphone and... **enjoy the class!**



IMPROVE YOUR SPEAKING SKILLS

Connect with English language learners from all over the world in conversation on a wide variety of topics. Diversity enriches the learning process!

- ✓ No previous reservation is needed to connect to the classes. You only need to click on the "Connect Class" button at the start time.
- ✓ The class timetable is always the same from Monday to Friday.
- ✓ Topics change every week.
- ✓ No classes are held on weekends.
- ✓ You can choose your appropriate class level: Beginner, Intermediate or Advanced.



Tip Be sure to set up your time zone in your user profile.